

Treasurer's Report 2022

- PLUG financial position remains healthy
- There are net outgoings but they are small

• Position at the end of:	2021	/	2022
• Current Assets	\$4531.50		\$4418.01
• Current Liabilities	\$0.00		\$0.00
• Revenue	\$853.50		\$626.00
• Expenditure	\$1066.41		\$767.14
• Net	(\$212.91)		(\$141.14)

2022 Financials - 1

Balance Sheet 31/12/22

Assets

Assets

Current Assets

Cash Box \$598.95

Debit Card, Business \$167.17

Checking Account \$3,610.89

Accounts Receivable \$41.00

Total Assets **\$4,418.01**

Liabilities

Total Liabilities **\$0.00**

Equity

Equity

Opening Balances \$4,322.28

Retained Earnings -\$481.31

Retained Earnings **\$577.04**

Total Equity **\$4,418.01**

Total Liabilities & Equity **\$4,418.01**

2022 Financials - 2

Profit & Loss For Period Covering 01/01/22 to 31/12/22

Revenues

Income

Donations

Food \$166.00

Events

Quiz Night 2022 \$20.00

Membership

\$440.00

Total Revenue

\$626.00

Expenses

Expenses

Events

Monthly Meetings \$304.36

IT Services

Domain Registration \$10.00

Hosting \$276.28

Meetup

\$157.00

Projects

AV \$19.50

Total Expenses

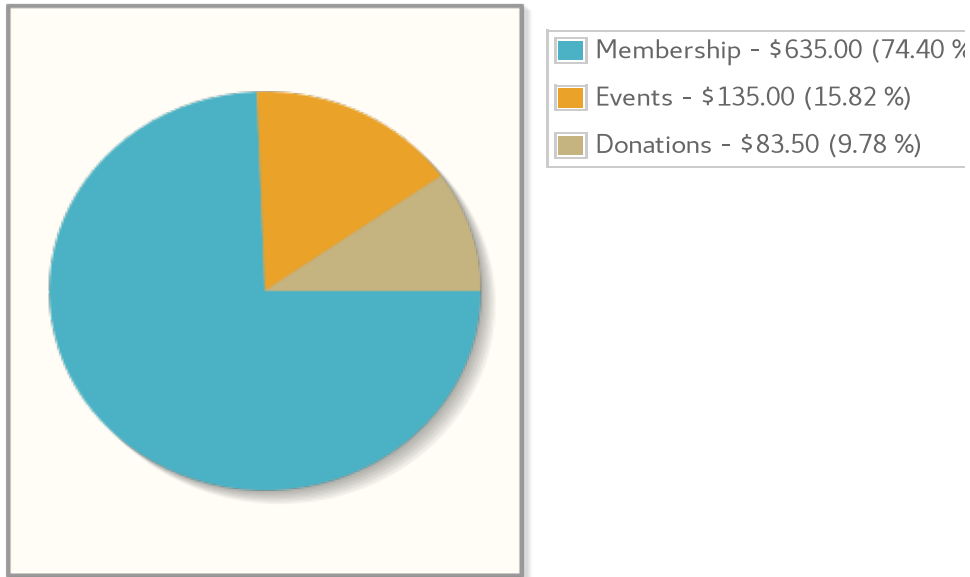
\$767.14

Net loss for Period

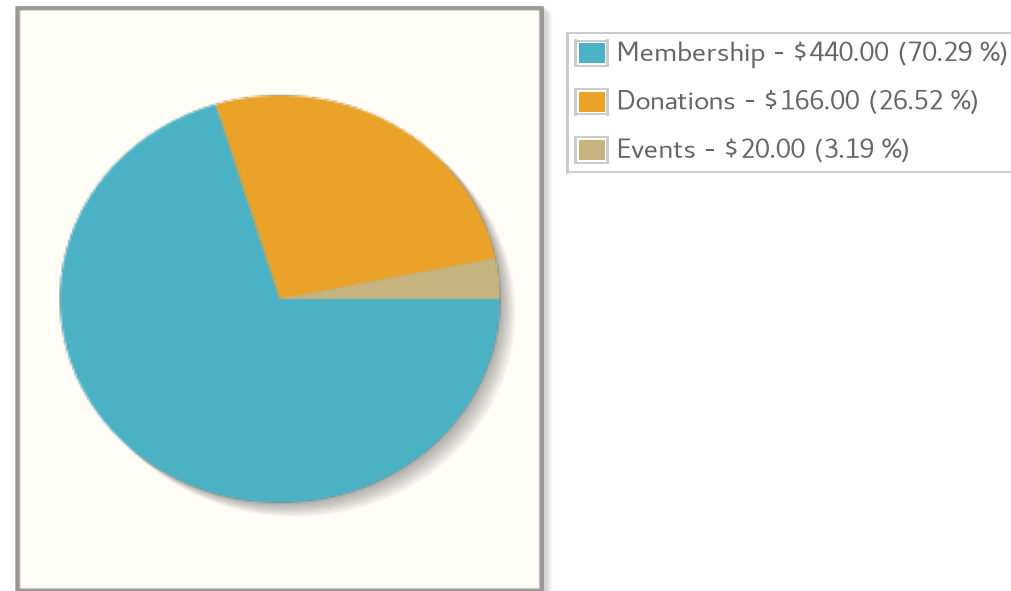
\$141.14

Income 2021 vs 2022

Income Accounts (01/01/21 to 31/12/21: \$853.50)

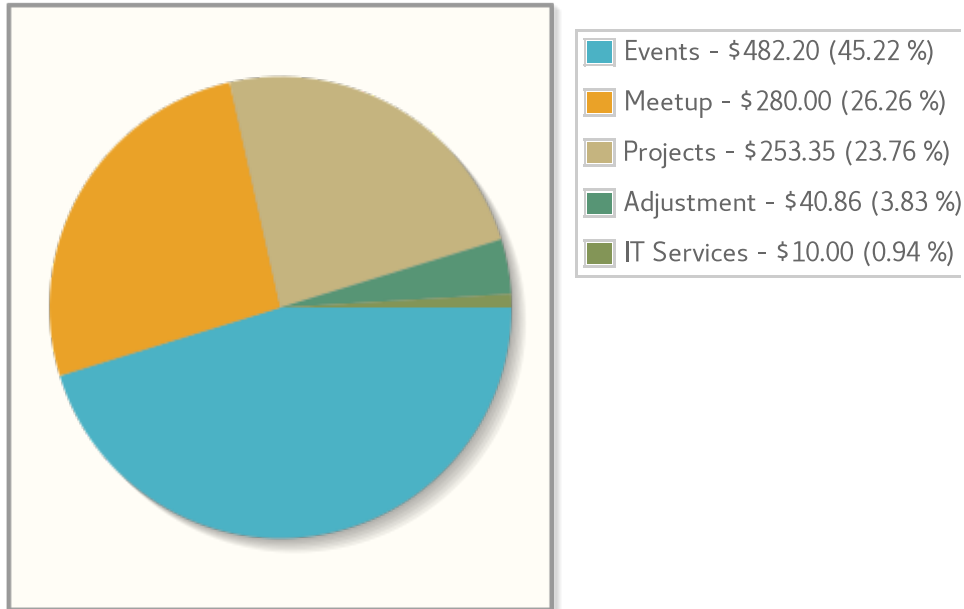


Income Accounts (01/01/22 to 31/12/22: \$626.00)

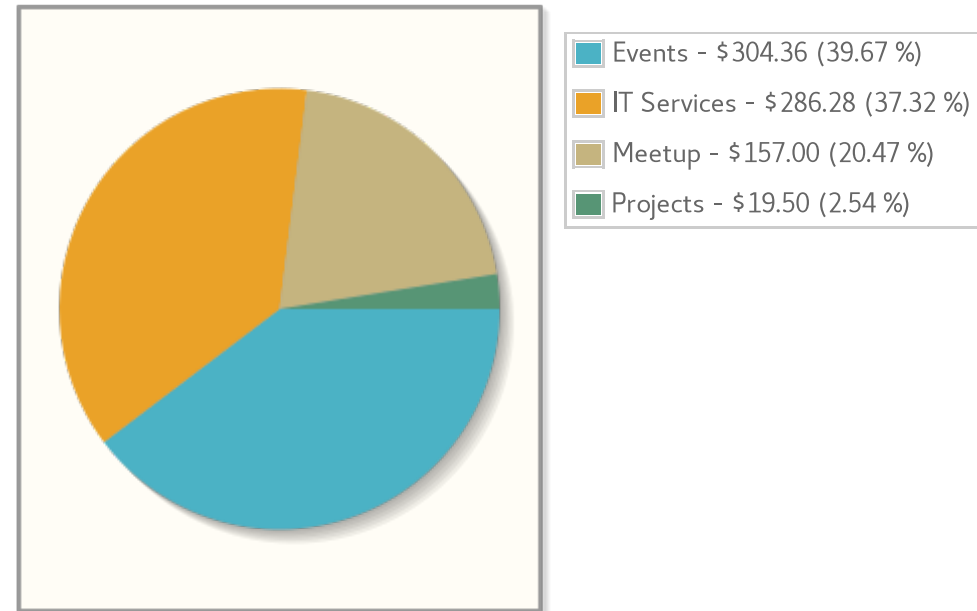


Expense 2021 vs 2022

Expense Accounts (01/01/21 to 31/12/21: \$1,066.41)



Expense Accounts (01/01/22 to 31/12/22: \$767.14)



Monthly Chart for 2022

